
Organiser

United European Gastroenterology GmbH
Wickenburggasse 1
1080 Vienna, Austria
T +43 1 997 16 39
uegweek@ueg.eu

ueg.eu

Insurance / Liability

UEG does not accept any liability for damages and/or losses of any kind which may be incurred by the congress participants, during either the official activities or official UEG networking events. Delegates attend the congress at their own risk. Participants are advised to take out insurance against loss, accidents or damage that could be incurred during the congress.

UNITED EUROPEAN
GASTROENTEROLOGY

uegweek

advancing science, linking people

Barcelona, Spain
October 19–23, 2019
Venue: Fira Gran Via

**Pocket
Programme**

2019

Get the UEG Week App

Detailed scientific programme

UEG Week Live



All recorded sessions, e-posters and abstracts

Floor plans

Industry & exhibition

Congress information

Certificates

Participate in audience voting  and Q&A  dedicated sessions via the app.



Scan to download
or go to your App Store and
search for UEG Week 2019

Internet Centre (Walkway to Hall 6/7)

Saturday, October 19	07:30 – 18:00
Sunday, October 20	07:30 – 18:00
Monday, October 21	07:00 – 18:00
Tuesday, October 22	07:00 – 18:00
Wednesday, October 23	07:00 – 16:00



WiFi network

#UEGWifi by Gilead_5Ghz
#UEGWifi by Gilead_2.4Ghz

Password: **uegweek19**

2019

UEG Week 2019 Awardees



UEG Lifetime Achievement Award
Peter Malfetherthner, Germany



UEG Top Abstract Prize
Lissy de Ridder, The Netherlands
Magdy El-Salhy, Norway
Aiva Lundberg Båve, Sweden
William Waddingham, United Kingdom
Yang Wang, Germany



UEG Research Prize
Silvio Danese, Italy



UEG Rising Stars
Thomas Bird, United Kingdom
Johan Burisch, Denmark
Sarwa Darwish Murad, The Netherlands
Ihsan Ekin Demir, Germany
Sheraz Markar, United Kingdom
Jean Charles Nault, France
María Jesús Perugorria, Spain
Thomas Reiberger, Austria

Posters at UEG Week

Poster Exhibition (Hall 7)

Posters are changed daily and are at display during the following times:

Monday, October 21	10:30 – 17:00
Tuesday, October 22	09:00 – 17:00
Wednesday, October 23	09:00 – 14:00

E-posters (Hall 7)

Explore the e-posters on your own or join us at one of the e-poster sessions!

Poster Champs:

Four sessions run in parallel from Monday until Wednesday from 12:30 – 13:30. 2 min presentations of the highest scoring posters are followed by 3 min Q&As from the chairs and the audience and in each session one final Poster Champ is crowned at the award ceremony held at the award stage at 13:45 every day.

Posters in the Spotlight:

These sessions promote hot topic research and take place at e-poster terminals 2 and 4 from Monday until Wednesday. 5 min presentations are followed by 10 min in-depth discussions led by the chairs. At the end of each session, the Best Abstract Presentation Prize will be awarded to the best presenter.

Exemplary Clinical Cases:

Three dedicated sessions on clinical cases take place on Tuesday, October 22, 2019 at e-poster terminals 2 and 4.











Please find more information in the app or in the online programme.


Overview
Scientific Programme

Saturday October 19, 2019	Sunday October 20, 2019	Monday October 21, 2019	Tuesday October 22, 2019	Wednesday October 23, 2019
Postgraduate Teaching Programme				
		Opening Session		
		Symposia		
		UEG Week Hotspot		
		Translational / Basic Science Pathway		
		Today's Science; Tomorrow's Medicine (TSTM)		Advances in Clinical GI and Hepatology
			Live Endoscopy	Video Case Session
		Abstract-Based Sessions		
		Scientific Centre: Poster Exhibition / Poster Champ Sessions / Posters in the Spotlight		
		Case-Based Discussions		
Young GI Network				
ESGE Learning Area				
Ultrasound Learning Area				
Surgical Learning Area				
Association Meetings: Common Interest Group Meetings / Business Meetings				
	Industry Sponsored Symposia			
		Industry Exhibition		
ESGENA Nurse Programme				

Postgraduate Teaching Programme Overview

Saturday, October 19, 2019

	Hall 6 Voting Room	Room A2	Room C3 Voting Room	Room F3 Voting Room		Room A3	Room B2	Room B3	Room E1	Room E2	ESGE Learning Area	Hall 8.0
09:00 – 10:30	Plenary I				09:00 – 10:30	ESGENA Nurse Progr. Opening Session						
	Update on diverticulitis					Research in Gastroenterology Nursing						
 10:30 – 11:00 Coffee Break 						 10:30 – 11:15 Coffee Break 						
11:00 – 13:00	Video Case Session	Parallel Sessions			11:15 – 12:45		ESGENA Nurse Programme					
	Endoscopic retrograde cholangiopancreatography (ERCP)	Gastric polyps and submucosal lesions	How to use drugs in IBD	Chronic pancreatitis			Workshop 1: Tissue acquisition of small polyps - Do it right!	Workshop 2: Troubleshooting – Common problems during reprocessing of flexible endoscopes	Workshop 3: Consistent safety in endoscope reprocessing: User experiences and regulatory framework	Workshop 4: Nurse specialists		
 13:00 – 14:00 Lunch Break 						 13:00 – 14:00 Lunch Break 						
14:00 – 16:30	Video Case Session	Parallel Sessions			14:00 – 15:30		ESGENA Nurse Programme					
	Diagnosis and management of early neoplasia of the upper GI tract	Monitoring of disease activity in IBD	Complications of severe acute pancreatitis	Advanced colorectal cancer			Special Bronchoscopy Session I	Workshop 5: Reprocessing of endoscopes: Instructions for use in daily practice	Workshop 6: Tissue resection	Workshop 7: Nurse specialists in GE	Hands-on Training 1	
					16:00 – 17:00	15:30 – 16:00 Break						
						ESGENA Nurse Programme						
						Special Bronchoscopy Session II	Workshop 8: It's getting hot: What you should know about HF surgery	Workshop 9: Documentation & traceability	Workshop 10: PLASMATyphon & DEC	Hands-on Training 2		




09:00 – 18:00

ESGE Learning Area

Surgical Learning Area

Ultrasound Learning Area

Sunday, October 20, 2019

	Hall 6 Voting Room	Room A1	Room A2	Room A3	Room C1	Room C2	Room C3 Voting Room	Room F1	Room F2	Room F3 Voting Room	Room B2	Room B3	ESGE Learning Area	Hall 8.0	
08:30 – 10:30	Parallel Sessions		Parallel Sessions				Parallel Sessions		Parallel Sessions		09:00 – 10:30	ESGENA Nurse Programme			
	Ulcerative colitis: Current management		Neuroendocrine tumours				How to improve quality in endoscopy		Obstruction and ileus	Therapy update: Faecal transplantation		Session 1: Free Paper	Session 2: Obesity & diabetes – Implications for endoscopy		
	☕ 10:30 – 11:00 Coffee Break ☕										☕ 10:30 – 11:00 Coffee Break ☕				 09:00 – 18:00 ESGE Learning Area Surgical Learning Area Ultrasound Learning Area
11:00 – 13:00	Clinical Case-Based Sessions										11:00 – 12:30	ESGENA Nurse Programme			
	Constipation: To modify behaviour or anatomy?	Anorexia and unexplained weight loss	Oesophageal cancer: Challenges and controversies	Challenging the small bowel: Diagnosis and management of small bowel tumours in 2019	Autoimmune pancreatitis: From diagnosis to treatment	Acute liver failure: An era of expectation	Peptic ulcer disease	Proctology: Solutions for daily problems	Oropharyngeal swallowing disorders: Why gastroenterologists should be interested!	Evaluation and management of patients with alcohol-related liver disease: A multidisciplinary approach		Session 3: Advanced roles	Session 4: Management	Hands-on Training 3	
												12:30 – 14:00	ESGENA Nurse Programme		
											Lunch Session 1: GE Endoscopy		Lunch Session 2: Hygiene & infection control		
	🍴 13:00 – 14:00 Lunch Break 🍴														
14:00 – 16:00	Plenary II										14:00 – 15:30	ESGENA Nurse Programme			
	Complications of liver cirrhosis											Session 5: Liver	Session 6: Health & safety	Hands-on Training 4	
											16:00 – 17:30	15:30 – 16:00 Break			
												ESGENA Nurse Progr.		ESGENA Nurse Progr.	
											Session 7: Education (including free paper & poster award)		Hands-on Training 5		
16:15 – 17:45 and 18:00 – 19:30 Industry Sponsored Symposia															

Scientific Programme Overview

Monday, October 21, 2019

	Hall 6	Room A1	Room A2	Room A3	Room B2	Room B3	Room B5	Room C1 Voting Room	Room C2	Room C3	Room E1
07:00 – 08:00 Industry Sponsored Symposia											
08:00 – 10:00	Opening Session										
	Part I										
 10:00 – 10:30 Coffee Break 											
10:30 – 12:00	Opening Session	TSTM*	Abstract-Based Session	Symposium	Abstract-Based Session	Abstract-Based Session	Abstract-Based Session	Symposium	Symposium	Symposium	Young GI
	Part II	Gut microbiome: Factors that matter	IBD: New drugs, new risks	Therapeutic nutrition in IBD	Modern management of oesophageal dysmotility: Can we do better?	IBD: Basic science I	Basic science: Neurogastroenterology	Viral hepatitis	Hot topics from Latin America	Gastric intestinal metaplasia: The premalignant stomach	How to submit a good paper
12:00 – 14:00	 12:00 – 14:00 Lunch Break 			CBD* 12:45 – 13:45	 12:00 – 14:00 Lunch Break 			CBD* 12:45 – 13:45	12:00 – 14:00 Lunch Break		
				Bleeding				Itchy bottom			
14:00 – 15:30	Symposium	TSTM* Abstract-based Session	Symposium	Symposium	Abstract-Based Session	Abstract-Based Session	Abstract-Based Session	Symposium	Symposium	Symposium	Symposium
	Best of DDW	Towards microbiome targeted therapies	Therapy update: Dyspepsia	'Mistakes in...'	Epidemiology and treatment of IBD	Clinical perspectives on <i>H. pylori</i> infection	Hepatology from bench to bedside	Management of patients with drug-induced liver injury (DILI)	Pathophysiology in IBS	Precision medicine in IBD	Update in cholangiocarcinoma
15:30 – 16:00											
 15:30 – 16:00 Coffee Break 											
16:00 – 17:30	Symposium	TSTM*	Symposium	Symposium	Abstract-Based Session	Abstract-Based Session	Abstract-Based Session	Symposium	Abstract-Based Session	Symposium	Symposium 16:00 – 18:30
	Barrett's oesophagus	From bugs to signals	Therapy update: Advanced endoscopic bilio-pancreatic interventions	Fibrosis in IBD	What's hot in eosinophilic oesophagitis	Pathogenesis of <i>H. pylori</i> infection	IBD: Health care and patient-reported outcomes	Daily questions in chronic pancreatitis	Late breaking abstracts II	Management of patients with portal hypertension	EU funding opportunities and strategy in digestive health
18:00 – 19:30 Industry Sponsored Symposia											

* CBD: Case-Based Discussion / TSTM: Today's Science; Tomorrow's Medicine

					Scientific Centre (Hall 7)					
Room E2	Room F1	Room F2	Room F3 Voting Room	Young GI Lounge	Room Barcelona	E-Poster Terminal 2	E-Poster Terminal 4	Room Hotspot	Hall 8.0	
07:00 – 08:00 Industry Sponsored Symposia										
									<div>09:00 – 18:00</div> <div>ESGE Learning Area</div> <div>Surgical Learning Area</div> <div>Ultrasound Learning Area</div>	
 10:00 – 10:30 Coffee Break 				Mentoring Progr. 10:00 – 10:30						
Translational/ Basic Science	Symposium	Symposium	Symposium		Abstract-Based Session	Posters in the Spotlight	Posters in the Spotlight	Abstracts on Fire		
Enterochromaffin cells in health and disease	European-Japan- ese perspectives: Leading-edge trend for endo- scopic diagnosis	The endocri- ne-exocrine interaction in pancreatitis	Clinical update on <i>H. pylori</i> management		Pancreatic neoplasms: Im- proving diagnosis and outcomes	Endoscopic remo- val of lesions	Hepato-pancre- atic and biliary posters in the spotlight I	Endoscopy: The heat in diagnosis and therapy		
					Mentoring Progr. 12:00 – 13:00	<div>12:30 – 13:30 Poster- & Poster Champ Sessions</div> <div>13:45 Poster Award Ceremony</div>		Symposium 12:45 – 13:30		
	CBD* 12:45 – 13:45	CBD* 12:45 – 13:45		Young GI 13:00 – 14:00						
	Jaundice in adolescents	Incidental finding of a solid pancre- atic mass		Fellowships and grants: How UEG can help your career			Professional risks and burnout among gastroen- terologists			
Translational/ Basic Science	Symposium	Symposium	Abstract-Based Session		Abstract-Based Session	Posters in the Spotlight	Posters in the Spotlight	Symposium		
Patient derived organoids: Any progress?	From guide- lines to clinical practice: Pancre- atic disease	New strategies in the treatment of gastric cancer	Late breaking abstracts I		Brave new world: Neurons vs. neu- ronal network	IBD in the spotlight	Upper GI endoscopy in the spotlight	Clinical trials revisited		
 15:30 – 16:00 Coffee Break 				Young GI						
				I want my paper in UEG Journal: Tell me how						
Translational/ Basic Science	Symposium	Abstract-Based Session	Symposium	Young GI 16:00 – 18:00	Abstract-Based Session			Symposium		
Time to perso- nalise pancreatic cancer treatment?	From guidelines to clinical practice for daily use	Expanding the horizons for early colonic cancer	Perianal fistula in Crohn's disease	Rising Stars in gastroenterology and hepatology from Europe and Japan	Shifting paradigms in oesophageal cancer manage- ment			Nutrition and liver		
07:00 – 08:00 Industry Sponsored Symposia										

Scientific Programme Overview

Tuesday, October 22, 2019







	Hall 6	Room A1	Room A2	Room A3	Room B2	Room B3	Room B5	Room C1 Voting Room	Room C2	Room C3	Room E1
07:00 – 08:00 Industry Sponsored Symposia											
08:30 – 10:00	Live endoscopy	TSTM* Abstract-based Session	Symposium	Symposium	Abstract-Based Session	Abstract-Based Session	Abstract-Based Session	Symposium	Abstract-Based Session	Symposium	Abstract-Based Session
		Different faces of microbiota along the digestive tract	Therapy update: Practical algorithms in various GI disorders	Carcinoma of the oesophago-gastric junction	Primum non nocere: Making ERCP safer	New impulses in management of gastroparesis	Advances in endoscopy and faecal testing for IBD and cancer	Approach to the obese patient	Randomised controlled trials in IBD I	Crash Course: How to improve survival in severe acute pancreatitis (SAP)	Optimising treatment strategies in pancreatitis and pancreatic cancer
 10:00 – 10:30 Coffee Break 											
10:30 – 12:00	Live endoscopy	TSTM*	Symposium	Abstract-Based Session	Symposium	Abstract-Based Session	Abstract-Based Session	Symposium	Abstract-Based Session	Symposium	Abstract-Based Session
		Microbiome and personalised medicine	Therapy update: Acute pancreatitis	Randomised controlled trials in IBD II	Ultrasound elastography: An important tool in gastroenterology and hepatology	Make the gallbladder great again	Basic science: The intestinal epithelium and IBD	Gastric polyps and polyposis: Help!	Colonic ESD: Does size matter?	Lower GI diseases 4.0: Integrating modern approaches into daily practice	Holistic management of IBD patients
12:00 – 14:00	 12:00 – 14:00 Lunch Break 			CBD* 12:45 – 13:45	 12:00 – 14:00 Lunch Break 			CBD* 12:45 – 13:45	12:00 – 14:00 Lunch Break		
				NETs				How to approach diverticular bleeding?			
14:00 – 15:30	Live endoscopy	TSTM*	Symposium	Symposium	Abstract-Based Session	Abstract-Based Session	Abstract-Based Session	Symposium	Abstract-Based Session	Symposium	Abstract-Based Session
		Faecal microbial transplant (FMT): At present and in the future	Therapy update: Ulcerative colitis	Proctology	Paradigm shifts in IBD treatment	Frontiers in pancreatic neoplasia	IBD: Basic science II	Colorectal cancer in the young	Late breaking abstracts III	How to approach the difficult polyp in the rectum?	How to improve the diagnosis of GORD
15:30 – 16:00	 15:30 – 15:45 Coffee Break 										
	Symposium	TSTM*	Symposium	Symposium	Abstracts on Fire	Abstract-Based Session	Abstracts on Fire	Symposium	Late Breaking Abstracts	Symposium	Abstract-Based Session
16:00 – 17:30	Crash Course: Ileocecal Crohn's disease	Antimicrobial resistance: The relevance to gut microbiome	Duodenal flat mucosa: Coeliac and beyond	East meets West	Trends in treatment and detection of upper GI bleeding	Cirrhosis and liver cancer	Intestinal epithelium in health and disease	Therapy update: Achalasia	Improving colorectal cancer screening	Tools to imaging the lower GI tract: What to use and when?	New ways to predict response in IBD
18:00 – 19:30 Industry Sponsored Symposia											

* CBD: Case-Based Discussion / TSTM: Today's Science; Tomorrow's Medicine

					Scientific Centre (Hall 7)				
Room E2	Room F1	Room F2	Room F3 Voting Room	Young GI Lounge	Room Barcelona	E-Poster Terminal 2	E-Poster Terminal 4	Room Hotspot	Hall 8.0
07:00 – 08:00 Industry Sponsored Symposia									
Translational/ Basic Science	Symposium	Symposium	Symposium		Abstract-Based Session	Exemplary Clinical Cases I 09:00 – 10:00	Exemplary Clinical Cases II 09:00 – 10:00	Symposium	
The multiple flavours of intestinal macrophages: Implications for novel therapies	From guidelines to clinical practice: Quality metrics in colonoscopy	Refractory constipation: From diagnosis to treatment	Risks and exit strategies of IBD drugs		Novel therapeutic approaches in microscopic colitis and c. difficile			Large polyps	
☕ 10:00 – 10:30 Coffee Break ☕					Mentoring Progr. 10:00 – 10:30				
Translational/ Basic Science	Symposium	Symposium	Symposium		Abstract-Based Session	Posters in the Spotlight	Posters in the Spotlight	Abstracts on Fire	<div></div> <div>09:00 – 18:00</div> <div>ESGE Learning Area</div> <div>Surgical Learning Area</div> <div>Ultrasound Learning Area</div>
Food-induced GI disease: What is new?	From guidelines to clinical practice: Diagnosis of GORD	Tackling the NAFLD/NAASH epidemics	Surveillance in IBD		IBS treatment	IBD: Safety and diagnostic considerations	Hepato-pancreatic and biliary posters in the spotlight II	Lower GI on fire	
<div><div>CBD* 12:45 – 13:45</div><div>CBD* 12:45 – 13:45</div></div> <div><div>Post-ERCP complications</div><div>Ascites</div></div>					Young GI 13:00 – 14:00	Mentoring Progr. 12:00 – 13:00	<div><div>12:30 – 13:30 Poster- & Poster Champ Sessions</div><div>13:45 Poster Award Ceremony</div></div>		
Translational/ Basic Science	Symposium	Symposium	Symposium	Young GI	Abstract-Based Session	Posters in the Spotlight	Posters in the Spotlight	Symposium	
The enteric nervous system and body homeostasis	From guidelines to clinical practice: Hepatocellular carcinoma	Big data to robotics	Case-based session on acute pancreatitis: Missed opportunities in management?	The “European Specialty Examination in Gastroenterology and Hepatology”: Get ready!	Evidence-based improvements in surgical outcomes	Functional upper GI disorders: Diagnosis and treatment	Endoscopy and endoscopists	Clinical trials revisited	
☕ 15:30 – 15:45 Coffee Break ☕				Young GI					
Translational/ Basic Science	Symposium	Symposium	Symposium		Abstract-Based Session	Exemplary Clinical Cases III		Abstracts on Fire	
Novel imaging techniques in liver disease	From guidelines to clinical practice: Oesophageal malignant strictures	New frontiers in pancreatic neoplasias	Bile duct stone management		Risk assessment, diagnosis and management in colon cancer			HPB on fire	
18:00 – 19:30 Industry Sponsored Symposia									

Scientific Programme Overview

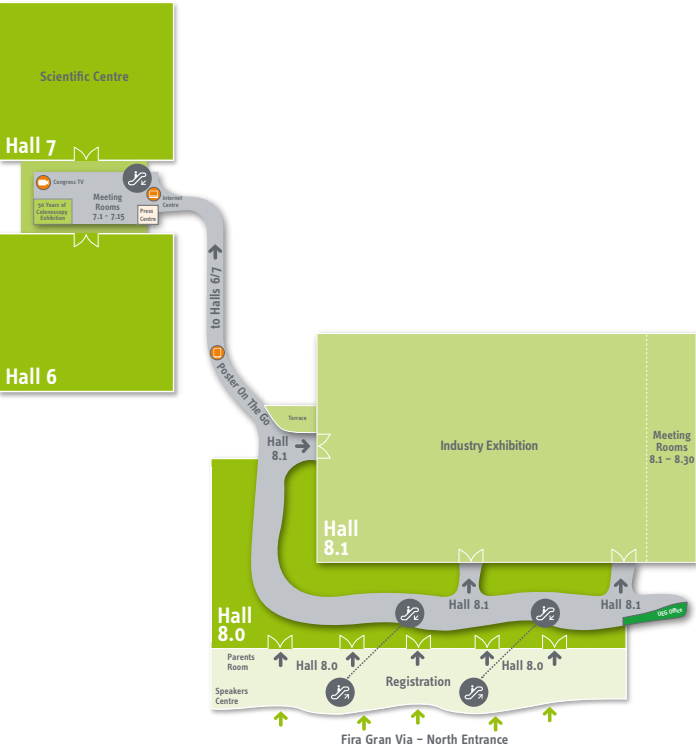
Wednesday, October 23, 2019

	Hall 6	Room A1	Room A3	Room B2	Room B3	Room C1 Voting Room	Room C2	Room E1
08:30 – 10:00	Symposium	Abstract-Based Session	Symposium	Abstract-Based Session	Abstract-Based Session	Symposium	Symposium	Abstract-Based Session
	Crash Course: Complications after oesophago-gastric surgery: What to do?	What's hot in cold snaring	Food and functional symptoms	What causes (recurrent) acute pancreatitis?	From bench to bedside in pancreatic cancer	Quality in ERCP and EUS: Who should stop and who can continue?	Iatrogenic functional disorders	Towards early diagnosis of gastric cancer
	 10:00 – 10:30 Coffee Break 							
10:30 – 12:00	Symposium	Abstract-Based Session	Abstract-Based Session	Abstract-Based Session	Abstract-Based Session	Symposium	Symposium	Symposium
	Long term use of PPI: Should we be afraid?	Highlights in oesophageal cancer: What's hot?	An integrated view of microbiome in IBD	Seeing is believing: Improving polyp detection	Enteropathies: From bench to bedside	Practical tips to manage burping	Large bowel obstruction: How to approach?	Optimal management of biliary strictures and leaks
12:00 – 14:00	 12:00 – 14:00 Lunch Break 		CBD* 12:45 – 13:45	 12:00 – 14:00 Lunch Break 			CBD* 12:45 – 13:45	
			Abdominal bloating				Unusual chronic diarrhea	
14:00 – 15:30	Symposium	Symposium	Symposium	Symposium		Symposium	Symposium	Symposium
	New therapies on the block in IBD: What's new in 2019?	Pancreato-biliary diagnostics: What's new in 2019?	Pancreatology: What's new in 2019?	EoE: What's new in 2019?		Treatment lower functional disorders: What's new in 2019?	Hepatology: What's new in 2019?	Training in endoscopy and surgery: Whats new in 2019?

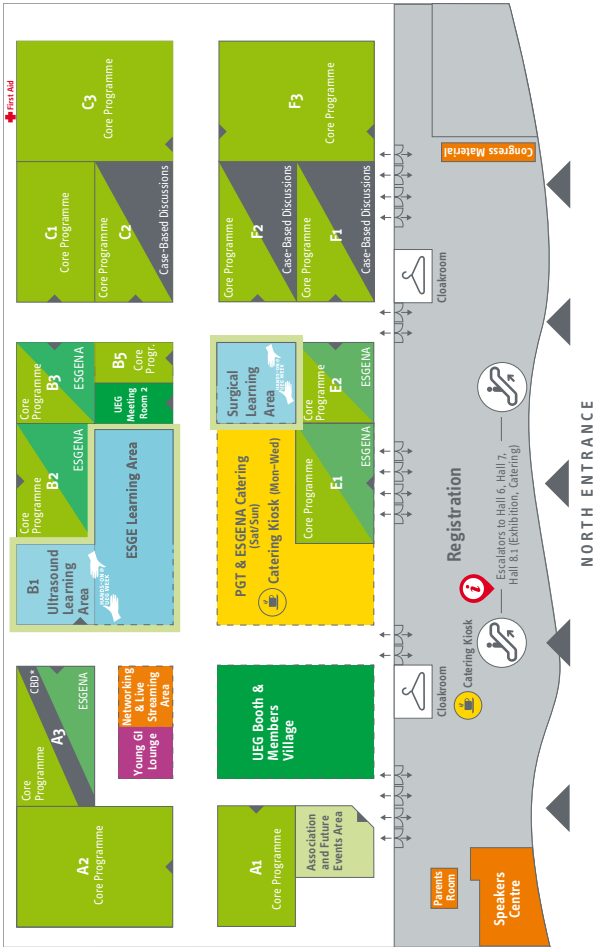
* CBD: Case-Based Discussion

Floor Plans
Fira Gran Via

Overview



Hall 8.0 (Level 0)



* CBD - Case-Based Discussions

Hall 8.1 (Level 1)

The map shows the layout of Hall 8.1 on Level 1. Key areas include:

- Networking & Live Streaming Area:** Located at the top left, indicated by a dotted line.
- Industry Exhibition:** The central large green area.
- Catering:** Three yellow rectangular areas labeled "Catering" are positioned around the exhibition space.
- Entrance to Hall 8.1:** Multiple entrances are marked with arrows and icons.
- Escalators:** Two sets of escalators are shown, labeled "Escalators to Hall 6 and Hall 7" and "Escalators to Registration Area and Session Rooms in Hall 8.0".
- Service Areas:** Includes the "Press Centre", "Inland Centre", "Poster On The Go", "Terrace Catering Kiosk", "Catering Kiosk", "Poster Service Desk", and "Freight Forwarding".
- Meeting Rooms:** "Meeting Rooms 8.1 - 8.30" are located in the top right corner.
- UEG Office:** Located in the bottom right corner.

[illegible]

Industry Exhibition Floor Plan

as per: September 11, 2019



- Premium Partners / Major Partners
- General Exhibitors

Industry Exhibition Opening Hours

Monday, October 21	09:00 - 17:00
Tuesday, October 22	09:00 - 17:00
Wednesday, October 23	09:00 - 14:00

Acknowledgements and List of Exhibitors

as per: September 11, 2019; in alphabetical order

UEG gratefully acknowledges the support of the following companies:

Premium Partners	Booth No.
AbbVie	92
FUJIFILM Europe GmbH	60
Gilead Sciences, Inc.	59
Janssen	28 + 29
OLYMPUS Europa SE & Co. KG	38
Pfizer	36 + 37
Takeda Pharmaceuticals International AG	76 + 77



Major Partners	Booth No.
Alfasigma S.p.A.	16
CELLTRION HEALTHCARE	45 + 125b
MEDTRONIC	27
Norgine	111
PENTAX Europe GmbH	112



General Sponsors and Exhibitors	Booth No.	General Sponsors and Exhibitors	Booth No.
3D Systems Simbionix	121	Celgene Corporation	9
Abivax	-	Changzhou JUHONG Medical Instrument Co., Ltd	55
ADARE PHARMACEUTICALS	125a	CHOYANG MEDICAL INDUSTRY LTD.	66
Allergan	75	CITEC	114
Alton (Shanghai) Medical Instruments Co., Ltd	90	Cook Medical	20
AMG GI	107	Creo Medical Ltd.	46
Amgen (Europe) GmbH	34	CTMA-GETAID	100
ANKON Medical Technologies (Shanghai) Co., LTD	110	Diversatek Healthcare	98
Anrei Medical	126	Dr. Falk Pharma GmbH	33
Apollo Endosurgery	71	ECHOSENS	117
Arena Pharmaceuticals	78	Eli Lilly and Company	43
BCM Co., Ltd	4	ELLA-CS, s.r.o.	31
Bedfont Scientific Ltd.	82	EMED SP. Z O. O. SP. K.	1
BioCER Entwicklungs-GmbH	11	ENDALIS	54
BIOCODEX	47	EndoClot Plus, Inc.	2
BioGaia AB	51	Endoscopic Ultrasound Journal	102
Biogen	42	Endoss	49
Boston Scientific International	7	Endotics	108
Boston Scientific International	8	Erbe Elektromedizin GmbH	57
Bristol-Myers Squibb	127	Eurospital	79
BÜHLMANN Laboratories AG	24	Exalenz Bioscience Ltd.	25
Calpro AS	22	F. Hoffmann La Roche	21
CANTEL	15	Finemedix Co., Ltd	5
CapsoVision, Inc.	124	Fischer ANALYSEN Instrumente GmbH	3
CASEN RECORDATI, S.L.	61	FSM Medical Technologies	53
CBC Group	48	GE Healthcare	40
		Genetic Analysis AS	94

General Sponsors and Exhibitors	Booth No.
GI Supply	41
Hangzhou AGS MedTech Co., Ltd.	74
HITACHI Medical Systems / PENTAX Europe GmbH	112
IMMUNDIAGNOSTIK AG	115
Insitumed GmbH	17
IntroMedic Co., Ltd.	62
invendo medical GmbH	93
IPSEN PHARMA	35
Jiangsu ATE Medical Technology Co., Ltd	70
Jinshan Science & Technology	44
La Lettre de l'Hepato-Gastroenterologue	14
Laborie	91
Leo Medical Co., Ltd.	116
Leufen Medical GmbH	23
LIFE PARTNERS EUROPE	84
Lumendi	83
Lunatus	67
M.I. Tech Co., Ltd.	119
Mauna Kea Technologies	10
Medify	88
Medi-Globe GmbH/ Endo-Flex GmbH	19
MEDITALIA S.A.S.	101
Mednova Medical	69
medwork GmbH	58
Mendes SA	12
Merit Medical Endotek	97
Micro-Tech Europe GmbH	26
Mirai Medical	95
MTW-Endoskopie	123
NIKKISO	81
NISO Biomed	56
Ovesco Endoscopy AG	73
Oxford University Press	103
Peter Pflugbeil GmbH	80
PIOLAX MEDICAL DEVICES, INC.	72
PredictImmune Ltd.	86
R-Biopharm AG	113
Research in Germany	128
RICHEN MEDICAL SCIENCE	85
Robarts Clinical Trials	13
S&G Biotech Inc.	89
Samsung Bioepis Co., Ltd.	-
Shanghai Aohua Photoelectricity	
Endoscope Co., Ltd.	118
SHANGXIAN MINIMAL INVASIVE INC.	99
Shenzhen Zhonghe Headway	
Bio-Sci & Tech Co., Ltd.	96
Shire - now part of Takeda	63
SMART Medical Systems Ltd.	65
SOFA SPA	64
Soluscope	6
SonoScape Medical Corp.	109
Standard Sci-Tech Inc.	106
STEELCO	104
Sumitomo Bakelite Co., Ltd.	50

General Sponsors and Exhibitors	Booth No.
Taewoong Medical	18
TEAC Europe GmbH	120
The Standard Co., Ltd	30
Tillotts Pharma AG	-
US Endoscopy	39
Vifor Pharma	-
Wassenburg Medical B.V.	87
WILSON INSTRUMENTS (SHA) CO., LTD	122
Wisepress Medical Bookshop	105
Wision A.I.	32
ZERO GRAVITY SKIN	68
Zhuji Pengtian Medical Instrument Co.,Ltd.	52

Members Village - Hall 8.0	Booth No.
EAES	MV02
EAGEN	MV17
EASL	MV15
ECCO	MV16
EDS	MV12
EFISDS	MV09
EHMSG	MV03
EPC	MV05
ESCP	MV07
ESDO	MV11
ESGAR	MV18
ESGE	MV14
ESNM	MV10
ESP	MV13
ESPCG	MV04
ESPEN	MV06
ESPGHAN	MV08

Association & Future Events Area - Hall 8.0	Booth No.
5 th AISDD 2020 – Athens International Symposium AFA11	
AdventHealth	AFA17
EGEUS - European Group for Endoscopic UltraSonography	AFA01
Egypt Gastrohep	AFA03
ENDO LIVE ROMA 2020	AFA07
ESBGH	AFA02
GEEW	AFA15
Rome Foundation	AFA10
SAGE Publishing	AFA09
Turkish Society of Gastroenterology	AFA08
World Endoscopy Organization (WEO)	AFA06
World Gastroenterology Organisation (WGO)	AFA05

Patient Organisations - Hall 8.0	Booth No.
Asociación de Enfermos y Familiares de Esófago de Barrett. ASENBAR	AFA04
Association of European Coeliac Societies (AOECS)	AFA14
EuropaColon/Digestive Cancers Europe	AFA13
European Federation of Crohn's and Ulcerative Colitis Associations (EFCCA)	AFA12

Industry Sponsored Symposia

as per: September 11, 2019

The programme of industry sponsored symposia is not affiliated with UEG.

A more detailed programme of all industry sponsored symposia can be found in the **UEG Week 2019 Congress App**.



Sunday October 20, 2019

16:15 – 17:45

Room E1

Enhancing Treatment Success with Anti-TNFs in IBD
(Samsung Bioepis/ Biogen)

Monday October 21, 2019

07:00 – 08:00

Room B5

Practical management of anemia after a GI bleed
(Vifor Pharma)

Room E2

ABX464, a novel anti-inflammatory oral drug candidate based on a new mechanism of action to generate microRNA-124: From bench to bedside
(Abivax)

18:00 – 19:30

Room A2

JAK Inhibition in UC: Practical Guidance for the Clinic
(Pfizer)

Room C3

Revisiting treatment success in Crohn's disease
(Takeda Pharmaceuticals International AG)

Room F1

Advances in Imaging and Endoscopic Techniques
(FUJIFILM Europe GmbH)

Room F2

Burning questions in IBD: learnings from emerging drug options and clinical cases
(Janssen)

Room F3

Eosinophilic Esophagitis: Recent Developments in Diagnosis & Treatment
(Dr. Falk Pharma GmbH)

Tuesday October 22, 2019

07:00 – 08:00

Room A1

Expanding horizons: Will oral therapies change the IBD treatment landscape?
(Arena Pharmaceuticals)

Room A2

Pivotal data of subcutaneous infliximab
(CELLTRION HEALTHCARE)

Room E1

Lightening the load of iron deficiency anaemia in inflammatory bowel disease
(Norgine)

18:00 – 19:30

Room A2

Histologic remission in ulcerative colitis: Are we ready? Insights from VARSITY*
(Takeda Pharmaceuticals International AG)

Room C3

Exploring inflammatory pathways in IBD – past, present and future
(AbbVie)

Common Interest Group Meetings

as per: September 11, 2019

Common Interest Group meetings are organised by medical associations to discuss topics of interest. These meetings are open to all delegates.

Sunday, October 20, 2019

08:00 – 10:00 Room B5
FMT & stool banking
EHMSG

Fecal Microbiota Transplantation (FMT) is a new treatment strategy targeting a disturbed microbiota. During this Common Interest Group meeting, new developments and controversies related to FMT and stool banking will be discussed.

10:00 – 12:00 Room E2
Healthy Stomach Initiative
HSI

The Healthy Stomach Initiative has grown with active members and participants from all over the world. The aim of the HSI is to promote early detection of gastric cancer and prevention, international collaboration on studies, study of nutrition and probiotics and awareness of stomach health for the general population globally.

Monday, October 21, 2019

17:45 – 19:30 Room B5
Underwater colonoscopy – New frontiers
Global underwater group

World lead investigators on underwater colonoscopy and polypectomy to discuss ongoing studies for peer to peer support and collaboration.

Tuesday, October 22, 2019

18:00 – 19:30 Room B5
Unmet therapeutic needs in IBD – how new targeted medicine could help
Consortium of EU project NEW DEAL

Unmet need remains for effective, convenient, and safe therapies for inflammatory bowel disease. Recent therapeutic development programs in the field, particularly JAK inhibitors or S1PR modulators face systemic toxicity issues, thus compromising their efficacy. By applying new siRNA therapeutics associated with delivery systems, these limitations could be overcome.

Impact factor 3.453

Read. Learn. Apply

ueg journal



Find out more at ueg.eu/journal



UEG Week – World Class Scientific Research

Meet. Exchange. Evolve

ueg week



Amsterdam, The Netherlands | October 10 - 14, 2020

CME Points & UEG Week 2019 Certificates



UEG Week Barcelona 2019, Spain, October 19–23, 2019, has been accredited by the European Accreditation Council for Continuing Medical Education (EACCME®) with 33 European CME credits (ECMEC®s). Each medical specialist should claim only those hours of credit that he/she actually spent in the educational activity.

Through an agreement between the Union Européenne des Médecins Spécialistes and the American Medical Association, physicians may convert EACCME® credits to an equivalent number of AMA PRA Category 1 Credits™. Information on the process to convert EACCME® credit to AMA credit can be found at www.ama-assn.org/go/internationalcme.

Live educational activities, occurring outside of Canada, recognised by the UEMS-EACCME® for ECMEC®s are deemed to be Accredited Group Learning Activities (Section 1) as defined by the Maintenance of Certification Programme of The Royal College of Physicians and Surgeons of Canada.

Get your UEG Week Certificates



After the conclusion of the congress go to the Congress App or to ueg.eu/myueg, fill in the UEG Week 2019 evaluation form and download your Certificate of Attendance and/or your CME Credits.

If you need a certificate verifying your abstract presentation at UEG Week Barcelona 2019, please contact the UEG office!

Congress Information

Registration/Speakers Centre (VIP Area North Entrance, Level 0)

Opening Hours

Friday, October 18	14:00 – 18:00
Saturday, October 19	07:30 – 18:00
Sunday, October 20	07:30 – 18:00
Monday, October 21	07:00 – 18:00
Tuesday, October 22	07:00 – 18:00
Wednesday, October 23	07:00 – 16:00

Industry Exhibition (Hall 8.1) Opening Hours

Monday, October 21	09:00 – 17:00
Tuesday, October 22	09:00 – 17:00
Wednesday, October 23	09:00 – 14:00

Please note that according to the EU Directive 2001/83/EC promotional material related to prescription-only medicines must be distributed or provided exclusively to healthcare professionals who are authorised to prescribe or dispense them.

Coffee Breaks & Lunch

are not included in the registration fee. UEG offers a certain amount of catering during the breaks on a first-come, first-served basis.

PGT Programme (Hall 8.0 & Foyer 6/7) and ESGENA Programme (Hall 8.0)

Saturday, Sunday

Coffee Break	10:30 – 11:00
Lunch	13:00 – 14:00

UEG Week (Hall 8.1 & Hall 7)

Monday, Tuesday

Coffee Break	10:00 – 10:30
Lunch	12:00 – 14:00
Coffee Break	15:00 – 15:30

Wednesday

Coffee Break	10:00 – 10:30
Lunch	12:00 – 14:00

Young GI Lounge (Hall 8.0) Opening Hours

Saturday, October 19	09:00 – 17:00
Sunday, October 20	09:00 – 17:00
Monday, October 21	09:00 – 17:00
Tuesday, October 22	09:00 – 17:00
Wednesday, October 23	09:00 – 15:30

Hands-on Area (Hall 8.0) Opening Hours



More information about the Hands-on area (ESGE, Surgical and Ultrasound) can be found in the Congress App.

Saturday – Tuesday	09:00 – 18:00
Wednesday	09:00 – 14:00

Photos, Filming and Recording of Scientific Sessions

It is strictly forbidden to film, take photos or record any oral or poster presentation of UEG Week without the consent of the organiser (including smart phones, mobile devices, etc).

Name badges

In case the badge is being scanned at exhibition booths or during an Industry Sponsored Symposium the delegate gives his/her consent that his/her personal data, comprising full name, address institute/company, department, address) and email address is being passed on to UEG sponsors/exhibitors listed on the website ueg.eu for the purpose of providing marketing and information material relating to the field of digestive health as well as information on scientific events.

Participants are requested to wear their name badge at all times during the congress. The colours of the name badges have the following significance:

- Congress Delegate
- Postgraduate Teaching Programme Delegate
- Congress and Postgraduate Teaching Programme Delegate
- Nurse and AHCP* Delegate
- Exhibitor and Congress Delegate
- Exhibitor
- Faculty, Officers, Organisers
- Press
- Congress Staff
- Guest/Common Interest Group/Business Meeting
- YGN Young GI Network
- P/NP Prescriber/Non-Prescriber

*Allied Healthcare Professional